


# Enhancing Direct Reduced Iron (DRI) for Use in Electric Steelmaking

Anup Sane, Gregory Buragino, Anandkumar Makwana, Xiaoyi He  
Air Products and Chemicals, Inc., Allentown, PA, USA

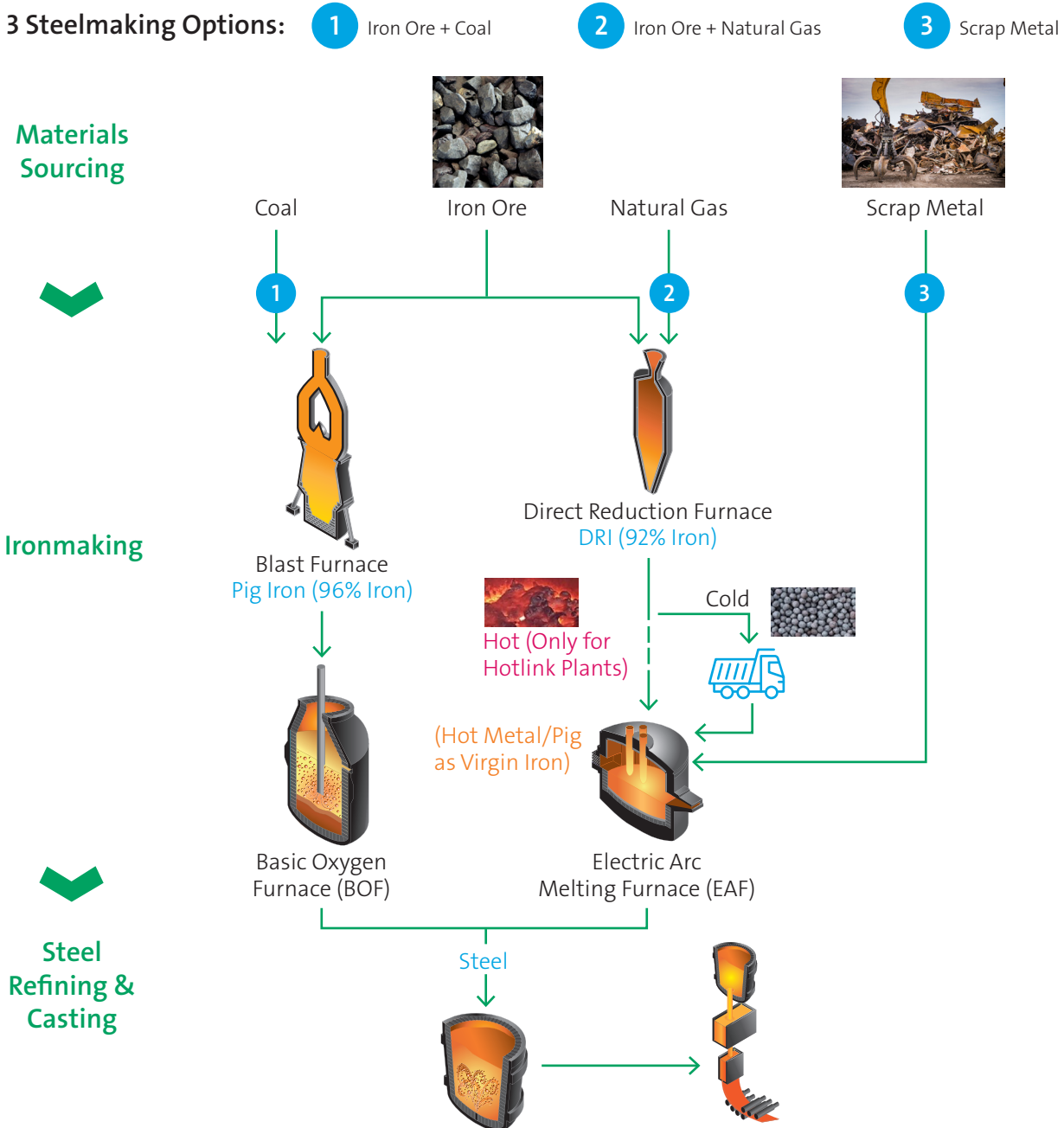


# Introduction

Direct Reduced Iron (DRI) is the second most viable source of virgin iron used in steelmaking after pig iron or hot metal produced in blast furnaces. DRI is produced by direct reduction of iron ore using carbon monoxide and hydrogen. Natural gas-based shaft reactors are commonly used in North and South America for DRI production while coal-based DRI is common in Asian markets [1]. Inexpensive supply of natural gas in the United States makes DRI an attractive source of iron for steelmakers.

**Figure 1** shows the different steelmaking routes, namely the integrated approach with the blast furnace, and electricity-based approach consuming DRI and scrap. In North America, more than 60% of steel is produced through the EAF route [2].

Figure 1: Prominent Routes for Steelmaking



In electric steelmaking, where residual elements are required to be low, between 10-30% of the charge material may need to be Ore Based Metallics (pig iron or DRI) to compensate for the impurities in the scrap and to increase the carbon content of the charge.

Pure iron units provided by the OBMs help electric steelmakers produce advanced grades of steel and control the alloy chemistry. The dilution of residuals is becoming more and more of an issue for steelmakers in markets where scrap is continually recycled, and thus steelmakers require more and more 'virgin' iron units in the raw materials mix to maintain low levels in the final product. Many EAF operations prefer consuming pig iron because there is a substantial decrease in electrical energy requirements and thus a

corresponding increase in furnace productivity. OBMs typically have much more consistent chemistry and physical characteristics than recycled scrap iron and steel. Today, variation in scrap iron and steel chemistries can cause significant variation in operating results. The steady nature of OBMs means that they are a viable option for controlling process variation and especially increasing productivity in a controlled, safe manner.

However, not all OBMs are the same.

**Table 1** shows the comparison of OBMs with respect to their value-in-use for electric steelmaking. Pig iron has several advantages over DRI, namely higher metallic iron content, lower impurities, lower melting point, and higher carbon content, resulting in a lower melting power requirement. Additionally, DRI presents significant challenges with transport and storage as it generates significant fines during conveyance. From an operational perspective, pig iron appears to be a more favorable choice as an OBM source in electric steelmaking.

Currently, pig iron is mainly produced through the blast furnace route. Blast furnace operation and its ancillary processes contribute the largest amount of CO<sub>2</sub> per ton of steel production, due to use of coal and coke. DRI processes, which are based on natural gas, produce less than half of the CO<sub>2</sub> emissions of a blast furnace. Therefore, there is an underlying opportunity to remove disadvantages of DRI and bring it closer to pig iron, while keeping the overall emissions low.

In this paper, two approaches are outlined to enhance the value-in-use of DRI in electric steelmaking. The first approach is based on preheating the DRI before it goes into the electric furnace using oxy-fuel combustion, and the second is completely converting DRI to either hot metal or pig iron by melting, using oxy-fuel combustion. Both approaches are based on combustion of natural gas and/or hydrogen as fuel to minimize CO<sub>2</sub> emissions. The next sections describe both these approaches, outlining the advantages, feasibility and potential next steps.

**Table 1: Comparison of Pig Iron and DRI**

Description	Pig Iron	DRI
Melting of iron	Yes	No
Primary fuel	Coke	Natural Gas
Total iron (%)	~96%	~92%
Iron oxide (%)	<1%	~7%
Gangue + impurities (%)	~1%	~5%
Density/porosity	High/Low	Low/High
Carbon (% by weight)	>4%	2 to 4%
Material handling	Easy	Challenging (Pyrophoric and fines)
Melting temperature (°C)	~1250	~>1300 °C
Power to melt in EAF (with energy from carbon, kWh)	~150	~400
Cost to melt in EAF	~50 \$/ton of liq steel	~108 \$/ton of liq steel
Price on merchant market	~350 \$/ton	~250 \$/ton

## Enhancing DRI's value-in-use

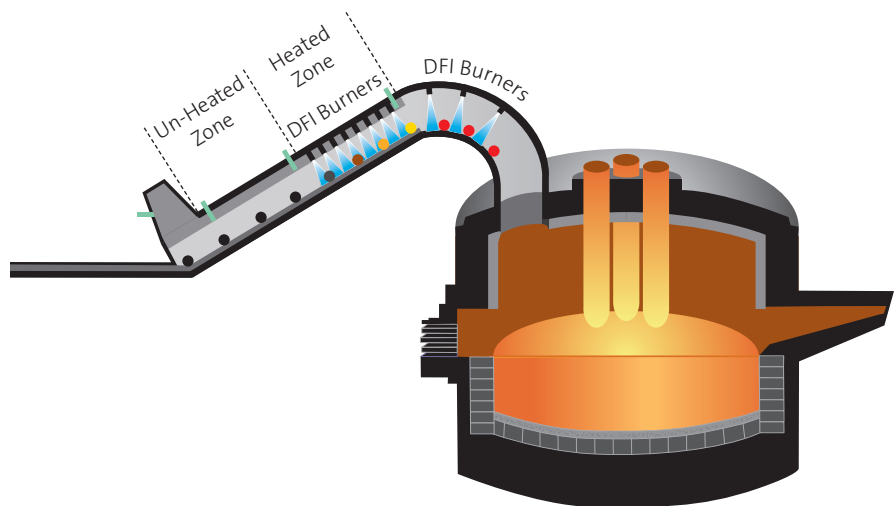
### DRI Preheating

Advantages of charging DRI hot coming out of the shaft reactor have been well documented, namely productivity increase and decrease in power use [3]. Few DRI plants in the world have the ideal setup with an EAF downstream of the DRI plant, where the DRI coming out of the shaft furnace can be charged hot into the EAF. However, a significant number of steelmaking plants that use DRI receive it at ambient temperature, thus reducing its potential value-in-use. Preheating the DRI presents a way for such operations to increase this value-in-use of DRI before it is charged into the furnace. Air Products' DRI preheating process (patent pending) [4] is shown in **Figure 2**. In this embodiment of the process, DRI is preheated using oxy-fuel burners on a conveyor belt before charging into the furnace. The end section of the transport conveyor is envisioned

to be converted to a refractory-walled tunnel housing the oxy-fuel burners. Oxy-fuel combustion pertains to combustion of fuel in presence of pure oxygen as the oxidizer. In contrary to air-fuel combustion, in oxy-fuel combustion nitrogen is not present to take away the heat of combustion through the flue gases. Thus, with oxy-fuel combustion, more heat is available to the product, increasing the efficiency and achievable temperature. Oxy-fuel combustion is effectively used in EAFs to supplement the electric energy for melting steel, as well as in the glass industry for melting glass.

Various suggested parameters used in the process are described in **Table 2**. Additional CO<sub>2</sub> impact of combustion is estimated to be insignificant at 0.02 MT/MT of DRI. Calculations suggest that addition of this preheating process for an EAF mill charging cold DRI can lead to \$2.3/liq. ton savings for the mill after considering improved fixed cost utilization and operating costs.

**Figure 2: Air Products' DRI Preheating Process (Patent Pending)**



**Table 2: Benefits of DRI Preheating for a Mini Mill**

EAF charge weight	180	Tons
% of charge as DRI	25%	%
Target burner firing rate	600	F
Total burner firing rate	35	MMBtu/hr
TAP-TAP time =	50	Min
Additional CO <sub>2</sub> emissions	0.02	MT/MT of DRI
Fixed cost savings due to productivity increase	\$3,207,116	
Productivity and power cost savings	\$996,058	
Preheating operating cost	\$864,464	
Net savings	\$3,338,710	Per year per furnace
Furnace production	1,430,784	Tons/year
Net savings per ton	\$2.30	Savings/ton

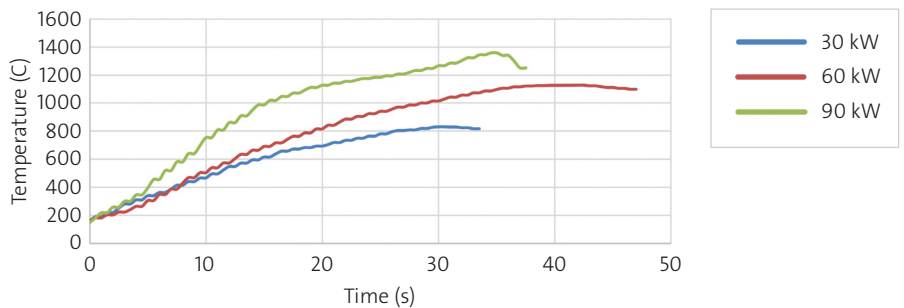
Currently this process has been evaluated for feasibility and applicability of oxy-fuel burners for preheating DRI. For example, **Figure 3** shows results from single pellet preheating experiments conducted at Air Products combustion labs. Significant preheating temperatures >800 °C (**Figure 3b**) can be achieved at single pellet level with insignificant re-oxidation of the pellets (**Figure 3c**). Currently further evaluation is underway with multi-layered pellet stacks simulating the charge load to be preheated on a conveyor belt. Multiple layers do present some challenges with heat transfer from the burners but can be overcome using increased momentum on the burners, distribution of the pellets, and effective recirculation of product gases of combustion. Next steps involve scaling up the experiments to prototype scale and a field trial at an EAF mill.

**Figure 3: Single Pellet Preheating Results**


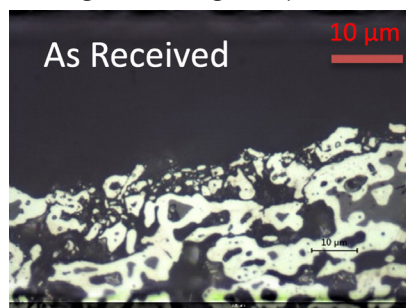
(a) Individual pellet preheating



(b) Pellet center temperature



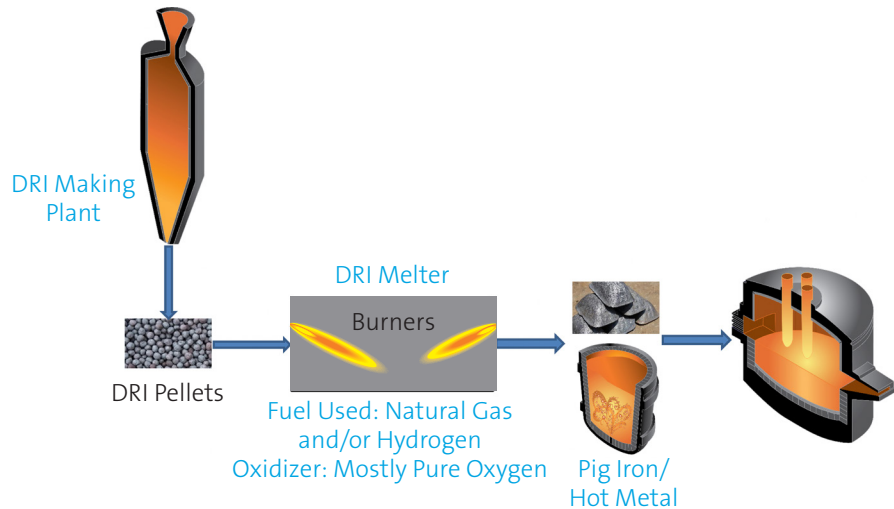
(c) Magnified images of preheated pellets



## DRI Melting

To further enhance DRI for steelmaking, it can be converted to pig iron or hot metal via melting. There are existing processes in the industry that use electric energy in furnaces such as submerged arc furnaces to convert DRI into hot metal. Air Products' novel DRI melting process uses oxy-fuel combustion in place of electric power to accomplish this melting. **Figure 4** provides a process diagram (patent pending) [5].

**Figure 4: Air Products' DRI Melting Process (Patent Pending)**



It is envisioned that the DRI produced by shaft furnace would, in a second step, be melted inside an oxy-fuel fired furnace to produce pig iron or hot metal that can be used in steelmaking. The furnace can be fired using natural gas and/hydrogen, with minimal additional CO<sub>2</sub> emissions from the process.

**Table 3** shows the important parameters related to the Air Products' DRI melting process.


**Table 3: Energetics and Economics of DRI Melting Process**

Energy needed (per ton of DRI at input temperature of 300 °C)	1.9, 550	MMBtu, kwh
Additional CO <sub>2</sub> generated	0.12	mt/mt of DRI
Total CO <sub>2</sub> generated (DRI process + conversion)	0.85	mt/mt
Cost of conversion (capital + operating)	~\$50	per ton DRI
Production furnace size	50	tons per hour
Cost savings compared to electric conversion (SAF/EAF)	~\$10-15	per ton DRI

Energy required per ton of DRI to melt is ~2 MMBtu, leading to additional 0.12 MT of CO<sub>2</sub> per MT of DRI melted. The cost of conversion via the combustion route is estimated to be ~\$50/ton of DRI, which by conservative calculations will be ~\$10-15/ton DRI lower when compared to the electric melting route. The proposed process would be continuous, using a simple box-type furnace design equipped with oxy-fuel burners. DRI will enter from one end with slag and hot metal is extracted from the other end.

Results from initial investigation of this proposed process are shown in **Figure 5**. In laboratory experiments, DRI is melted using oxy-fuel burners in a crucible. A reducing atmosphere is created at the melt surface by modulating the burners. After melting, the liquid metal is cooled down under inert atmosphere and then analyzed for appearance and chemistry. As shown in **Figure 5e** and **Figure 5f**, after cooling, a clean iron cross section is obtained. In these initial melting experiments, minimal oxidation of iron is observed due to oxy-fuel burners. Gas stirring is employed to enhance mixing and heat transfer. The recovered slag weight (~2% of recovered product weight) matches well with the charge gangue weight, allowing for the conclusion that minimal additional slag is produced during melting.

**Figure 5: DRI Melting Experiments at Air Products' Laboratories**



## Conclusions

The two novel approaches outlined in this paper present an opportunity to enhance DRI for use in electric steelmaking.

DRI preheating offers productivity and efficiency increase for EAFs with low additional CO<sub>2</sub> footprint. Existing conveyor feed systems can be adapted to use the preheating furnace. Technical feasibility trials show no or minimal oxidation due to direct flame impingement. Next steps for this process development are to scale up the lab system, and field trial of the system at a mini mill.

DRI melting takes the use of oxy-fuel combustion one step further. This process offers an alternative to sourcing pig iron from blast furnaces. DRI converted to pig iron offers a higher value source of virgin iron for steelmaking in EAFs leading to improved productivity and efficiency. This process, coupled with DRI production, can directly compete with the blast furnace route to produce pig iron, at less than half of the CO<sub>2</sub> emissions. Technical feasibility trials show DRI can be melted using oxy-fuel combustion with good yield. Favorable economic and environmental parameters for the process warrant further investigation of the concept.

## References

1. 2019 AIST North and South American DRI Roundup.
2. 2020 AIST Electric Arc Furnace Roundup.
3. M. Atsushi, H. Uemura, T. Sakaguchi, MIDREX Processes, Plant Engineering Department, Iron Unit Division, Natural Resources & Engineering Business.
4. S. Gangoli, G. Buragino, A. Sane, X. He, L. Zelson, "Systems and Methods for Preheating Metal-Containing Pellets" US 20190017745.
5. A. Sane, G. Buragino, A. Makwana, M. Buzinski, X. He, M. D'Agostini, "Oxy-Fuel Combustion System and Method for Melting a Pelleted Charge Material", US 2019/0293351 A1

### For more information, please contact us at:

#### Americas

Air Products and Chemicals, Inc.  
7201 Hamilton Boulevard  
Allentown, PA 18195-1501  
T 800-654-4567 or 610-706-4730, press 3  
F 800-272-4449 or 610-706-6890  
info@airproducts.com

#### Asia

Air Products Asia  
Floor 2, Building #88  
Lane 887, Zu Chongzhi Road  
Zhangjiang Hi-tech Park  
Shanghai 201203, P.R.C.  
T +021-3896 2000  
F +021-5080 5585  
Sales hotline: 400-888-7662  
infochn@airproducts.com

#### Europe

Air Products PLC  
Hersham Place Technology Park  
Molesey Road  
Walton-on-Thames  
UK  
Surrey KT12 4RZ  
T +44(0)800 389 0202  
apukinfo@airproducts.com



tell me more  
[airproducts.com/ironsteel](https://airproducts.com/ironsteel)